

## Using the SystmOne formulary

The SystmOne formulary can help you to identify preferred products to prescribe. It incorporates the [Preferred Prescribing List](#), designed to promote cost-effective prescribing through guided choice of brand, formulation and strength of medication. This is regularly updated by the ICB Medicines Optimisation Team.


### Setting up your user preferences

When prescribing a new drug, you will see the prescribing window below. Please ensure the “formulary entries” box is ticked and the “£” symbol is selected as indicated below. You will only need to do this once then this will be your default setting allowing you to make the most of the formulary.


**Click on the £ symbol to display drug costs**

**Tick the “Formulary entries” box**

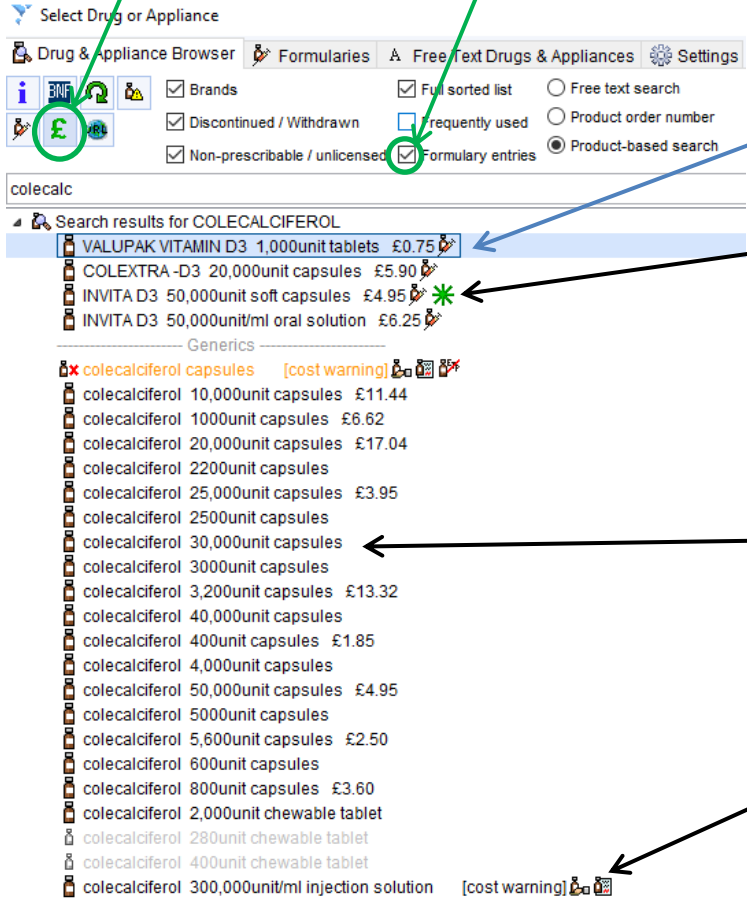
Preferred items appear at the top\* with the following symbol:



\*except Mid Notts practices

A green symbol  appears next to items that you prescribe most often. This can be misleading if you have regularly prescribed non-formulary items.

Be cautious of products which show no price or “cost warning”. This often denotes a “special order” product which can be expensive.



### Other settings

- If the drug appears in **ORANGE text** – the item is non-prescribable / unlicensed or not to be prescribed generically.
- If the drug appears in **GREY text** - the item is discontinued / withdrawn.
- If the text is **RED** - it means the item is high risk (often a red traffic light drug).
- Note orange and grey text will only appear if you have ticked the “Discontinued / Withdrawn” or “Non-prescribable / unlicensed” boxes.

Using the SystmOne Formulary 1 page Guide, Version 1.1

Author: Michelle Haigh & Lyneth Hicks

Approved Date: 25 February 2025

Review Date: February 2027